



# RV SERIES

## ORANGE PEEL GRAPPLES WITH VERTICAL CYLINDERS FOR HEAVY DUTY WORK IN SCRAP YARDS AND MILLS

### PULPOS PARA CHATARRA Y MATERIALES DIVERSOS

4 AND 5 TINE UNITS IN ALL POPULAR SIZES - FOR ALL MAKES AND SIZES OF EXCAVATORS AND CRANES

EXTREME DUTY HARDOX 400 STEEL USED ON ALL WEARING PARTS INCLUDING TINES

CYLINDERS WITH HYDRAULIC "BRAKES" CUSHION THE SHOCK ON OPENING. HYDRAULIC BRAKE REDUCES THE BANGING ON MECHANICAL STOPS, REDUCES STOP WEAR, ADDS LIFE TO THE CYLINDER AND MAKES THE GRAB QUIETER.

RVM SERIES - WITH BUILT IN SCRAP HANDLING MAGNETS (24V OR 230V MODELS)



CHOICE OF TINE DESIGN

VERTICAL ACTING CYLINDERS WITH HIGH CLOSING FORCES DIG INTO THE SCRAP PILE TO GET MAXIMUM LOADS

360 DEGREE ROTATORS AVAILABLE FOR ALL MODELS. INTERNAL AND EXTERNAL STYLES. HEAVY DUTY AND BUILT FOR SCRAP HANDLING

FULLY PROTECTED CYLINDERS. STEEL PLATES COVER HOSES AND PIPING.

STRONG, DURABLE PINS AND BUSHINGS.

STRONG EXTRA THICK CONNECTION EYE FOR RUGGED DUTY AND LONG LIFE.



Since 1919



**GENSCO AMERICA, INC.**

5307 Dividend Dr., Decatur, Georgia 30035 • Tel: 770 808-8711 • Fax: 770 808-8739

**GENSCO EQUIPMENT (1990) Inc**

53 Carlaw Ave., Toronto, Canada M4M 2R6 • Tel: 416 465-7521 • Fax: 416 465-4489

email: [info@genscoequip.com](mailto:info@genscoequip.com) • url: [www.genscoequip.com](http://www.genscoequip.com)

**ACROSS USA 800 268-6797**



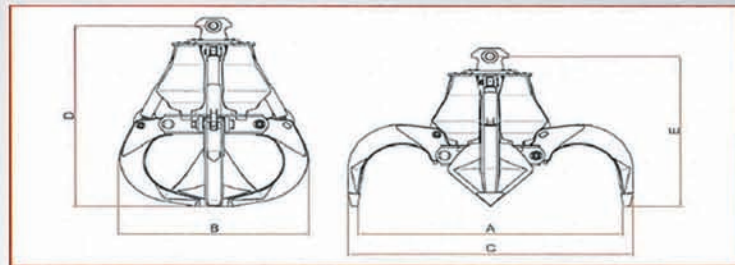
# RV SERIES

## 4 TINE MODELS



Model	Size cu. yds.	No. Tines	MAX PSI	Weight lbs	Dimensions (+/- 1/2 inch)					Recommended Excavator Weight
					A	B	C	D	E	
RV400-4	1/2	4	4350	1875	69	49	78	64	54	14-20T
RV500-4	5/8	4	4350	2165	76	52	85	71	58	18-23T
RV600-4	3/4	4	4350	2870	84	60	91	74	63	22-30T
RV800-4	1	4	4350	3090	92	64	100	78	63	25-35T
RV1000-4	1-1/4	4	4350	5075	95	73	104	90	74	35-40T
RV1250-4	1-5/8	4	4350	5295	100	78	109	91	76	35-40T
RV1500-4	2	4	4350	5845	110	81	121	96	77	35-45T

\* Weights and dimensions do not include rotator or connecting link  
All Specifications subject to change without notice.

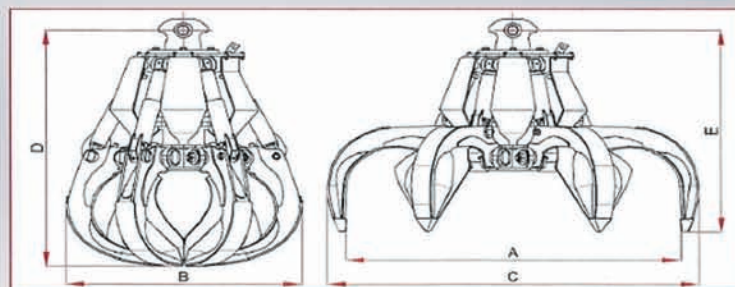



## 5 TINE MODELS



Model	Size cu. yds.	No. Tines	MAX PSI	Weight lbs	Dimensions (+/- 1/2 inch)					Recommended Excavator Weight
					A	B	C	D	E	
RV400-5	1/2	5	4350	1985	69	49	78	64	54	14-20T
RV500-5	5/8	5	4350	2295	76	52	85	71	58	18-23T
RV600-5	3/4	5	4350	3285	84	60	91	74	63	22-30T
RV800-5	1	5	4350	3530	92	64	100	78	63	25-35T
RV1000-5	1-1/4	5	4350	5735	95	73	104	90	74	35-40T
RV1250-5	1-5/8	5	4350	6175	100	78	109	91	76	35-40T
RV1500-5	2	5	4350	6615	110	81	121	96	77	35-45T

\* Weights and dimensions do not include rotator or connecting link  
All Specifications subject to change without notice.



Since 1919



**GENSCO AMERICA, INC.**

**ACROSS USA 800 268-6797**

5307 Dividend Dr., Decatur, Georgia 30035 • Tel: 770 808-8711 • Fax: 770 808-8739

**GENSCO EQUIPMENT (1990) Inc**

53 Carlaw Ave., Toronto, Canada M4M 2R6 • Tel: 416 465-7521 • Fax: 416 465-4489

email: [info@genscoequip.com](mailto:info@genscoequip.com) • url: [www.genscoequip.com](http://www.genscoequip.com)